


SLATTICE[®] LATTICE

DIY Extension Kits


Single
1 x 300mm H ^




Double
2 x 300mm = 600mm H ^




Triple
3 x 300mm = 900mm H ^



Full Panel
6 x 300mm = 1800mm H ^



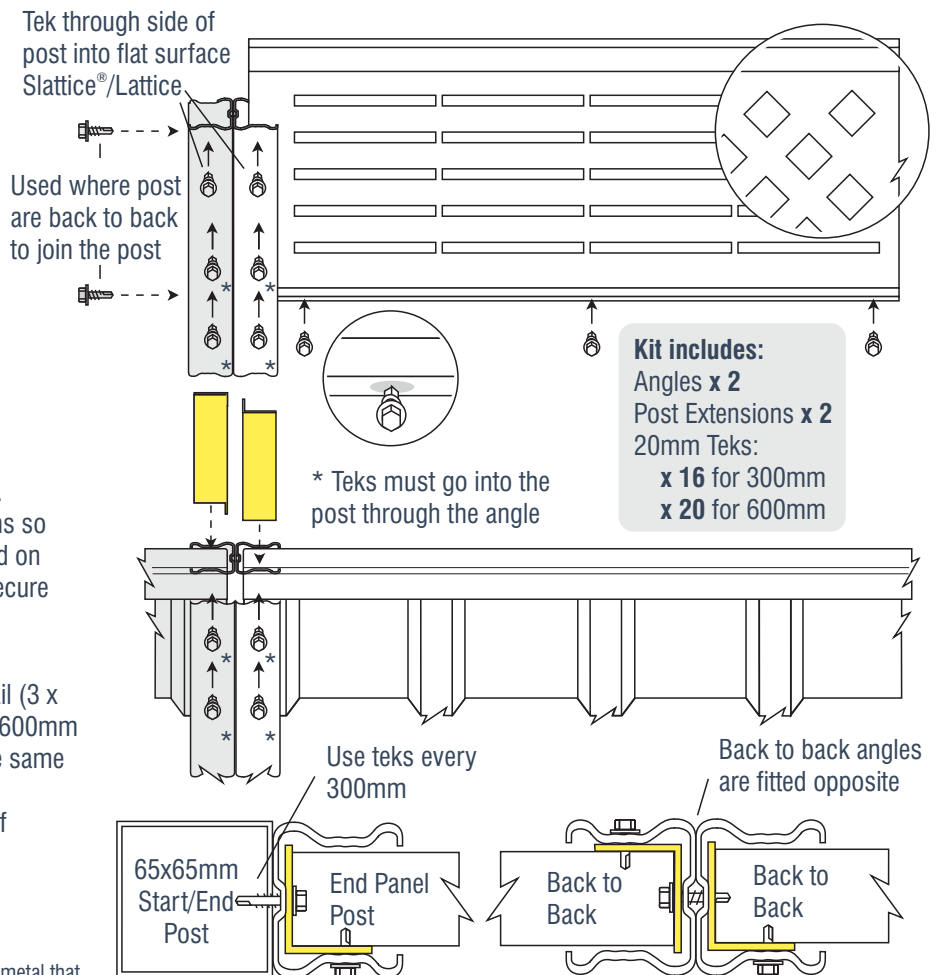
Available Designs
Slattice[®] Lattice



Dimensions STD Width 2350mm. XL Width 3110mm. ^ 1800mm high is the maximum recommended finished height.

Add Value to an Existing Fence with Easy to use Extension Kits

- Remove the tek screws retaining the top rail of your existing COLORBOND[®] fence panel. Use the 20mm teks supplied for any screws shown on drawing. NB. Also remove screws holding existing posts back to back down 200mm from top of posts.
- Insert the supplied angle at both ends as shown into the post so approximately half protrudes above the top of the post. Once in place, secure the angle between the rail and post with a tek screw as shown.
- Fit post extension to angle to match existing post so the extension is hard on top of the post. Slide in the Slattice[®]/Lattice panel to the post extensions so the panel is flush with the top of the extension and hard on top of the existing panel. Fit tek screws as shown to secure your new Slattice[®]/Lattice fence top.
- Tek the Slattice[®]/Lattice to the side of the top rail (3 x teks for 2365mm, 4 x teks for 3125mm). With 600mm high extensions also tek Slattice[®]/Lattice overlap in the same format (6 x teks for 2365mm, 8 x teks for 3125mm). NB. An additional rail may be incorporated to the top of Slattice[®]/Lattice if required and enjoy.



Specifications

Slattice[®]/Lattice Fence Tops are manufactured from galvanised sheet metal that has been punched and folded to our unique registered design** and supplied with a durable powder coated finish to ensure long lasting strength together with great looks. This registered design** enables you to achieve 300mm, 600mm, 900mm high fence tops as desired, including full panel partitions at maximum 1800mm H. Maximum extension kits are 600mm H. Check post is stable enough to mount extension first. For stand alone or less than 4 panels use 65x65mm start/end posts. For warranty information please see 'We Care Policy' on our website. **registered design no. 200812969.

Your Local Distributor



Australia's Leading Manufacturer of Quality Fencing Material